

Parent Survey - Autumn 2018

RESPONDENTS: 77 of 77

QUESTION SUMMARIES

DATA TRENDS

INDIVIDUAL RESPONSES

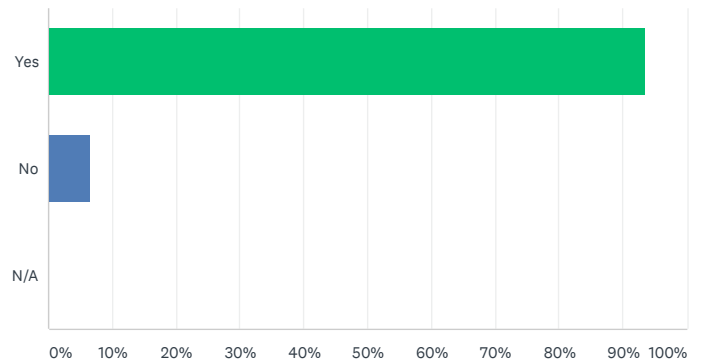
Page 1

Q1

Cust

My child is happy at this school?

Answered: 77 Skipped: 0



ANSWER CHOICES

RESPONSES

Yes

93.51%

No

6.49%

N/A

0.00%

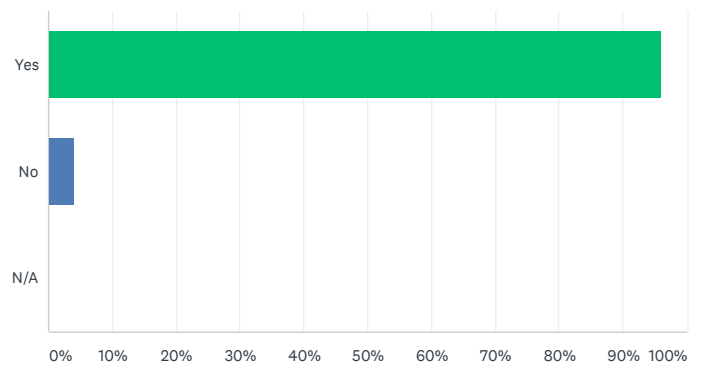
TOTAL

Q2

Cust

My child feels safe and is well looked after at this school?

Answered: 76 Skipped: 1



ANSWER CHOICES

RESPONSES

TOTAL



ANSWER CHOICES

RESPONSES

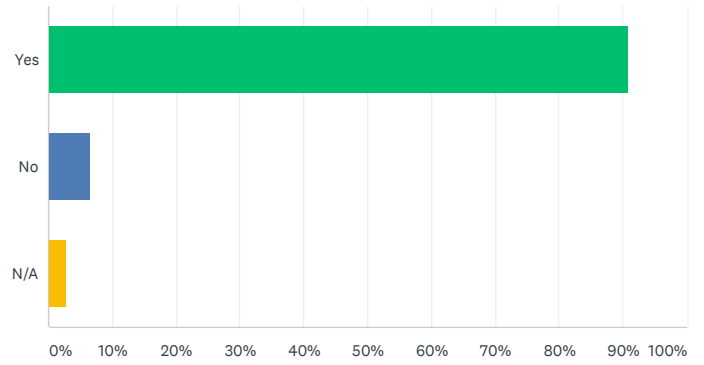
Yes	96.05%
No	3.95%
N/A	0.00%
TOTAL	

Q3

Cust

The children in this school are well behaved?

Answered: 76 Skipped: 1



ANSWER CHOICES

RESPONSES

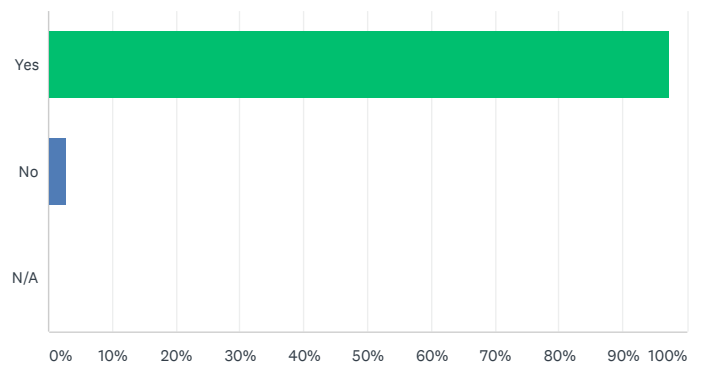
Yes	90.79%
No	6.58%
N/A	2.63%
TOTAL	

Q4

Cust

My child makes good progress at this school?

Answered: 76 Skipped: 1



ANSWER CHOICES

RESPONSES

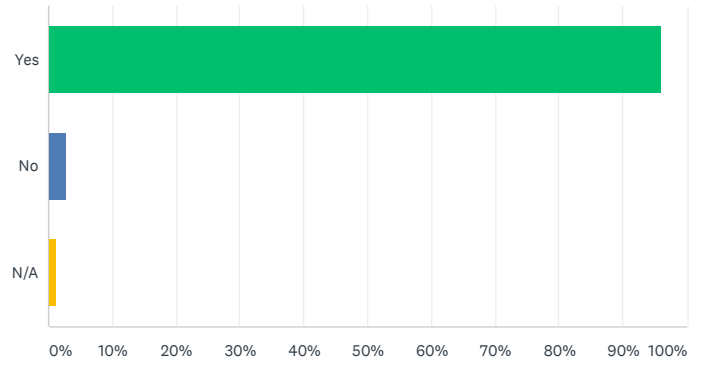
Yes	97.37%
No	2.63%
N/A	0.00%
TOTAL	

Q5



My child is taught well at this school?

Answered: 76 Skipped: 1



ANSWER CHOICES

▼ Yes

▼ No

▼ N/A

TOTAL

RESPONSES

96.05%

2.63%

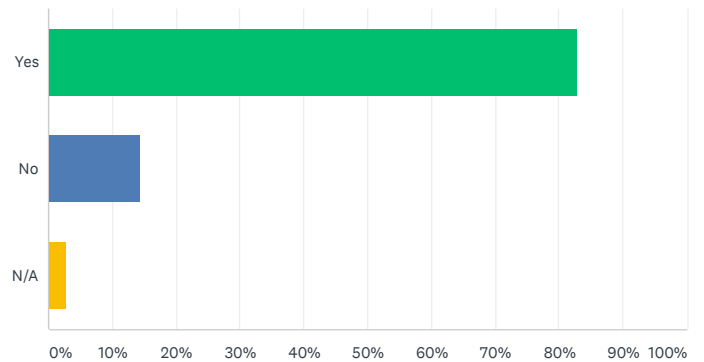
1.32%

Q6

Cust

My child receives appropriate homework for their age?

Answered: 76 Skipped: 1



ANSWER CHOICES

▼ Yes

▼ No

▼ N/A

TOTAL

RESPONSES

82.89%

14.47%

2.63%

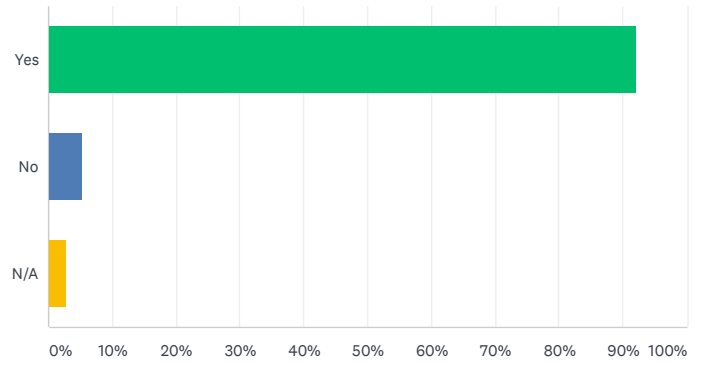
Q7

Cust

This school is well led and managed?

Answered: 76 Skipped: 1





ANSWER CHOICES

RESPONSES

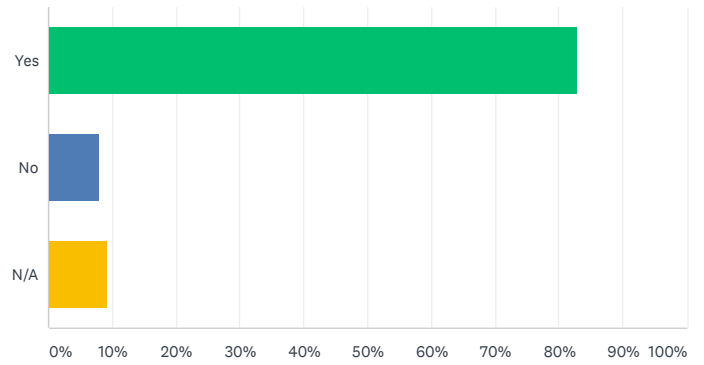
▼ Yes	92.11%
▼ No	5.26%
▼ N/A	2.63%
TOTAL	

Q8

Cust

This school responds well to any concern I raise?

Answered: 76 Skipped: 1



ANSWER CHOICES

RESPONSES

▼ Yes	82.89%
▼ No	7.89%
▼ N/A	9.21%
TOTAL	

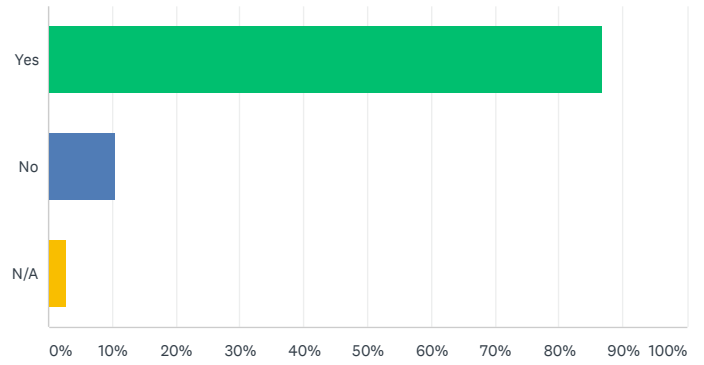
Q9

Cust

I receive valuable information from the school about my child's p

Answered: 76 Skipped: 1





ANSWER CHOICES

RESPONSES

▼ Yes	86.84%
▼ No	10.53%
▼ N/A	2.63%

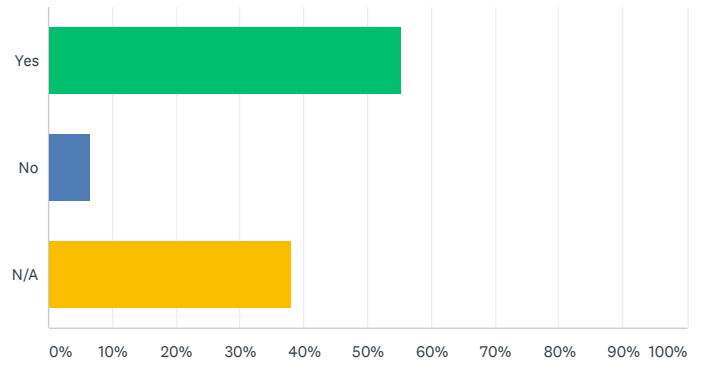
TOTAL

Q10

Cust

This school deals effectively with bullying?

Answered: 76 Skipped: 1



ANSWER CHOICES

RESPONSES

▼ Yes	55.26%
▼ No	6.58%
▼ N/A	38.16%

TOTAL

