

What to do today

IMPORTANT! Parent or Carer – Read this page with your child and check that you are happy with what they have to do and with any weblinks or use of the Internet required.

1. Reading time

Enjoy the animated reading of *This is the House that Jack Built* by Simms Tabac at <https://www.youtube.com/watch?v=qYymDq0muDI> (6 mins long).

- Pause at 4.40. Who do you think the mystery guest is going to be?
- Finish the story and find out!

2. Recalling and sequencing details from the story

The story has 6 different animals in it. Can you remember all of them and the order they appeared in?

- On *Story Animals*, write the names of all the animals from the story that you can remember.
- Check on the *Characters* mini poster to see how many you got right.
- Give yourself 1 point for every animal you remembered. You get 2 extra points if you got all of them. You get 5 extra points if you managed to get all the animals in the right order. What's your score?

3. Let's get ready for writing

Read the lines at the top of *Animal Sentences* (*This is the sneaky rat. It eats some stinky cheese*). Notice the describing words used for rat and cheese.

- Write your own sentences, following the instructions.

Now try these Fun-Time Extras

- Label the picture of *Jack's House* (pink front door, tall chimney, etc.)
- Draw your own version of Jack's strange house!







Story Animals



Number	Animal
1	
2	
3	
4	
5	
6	

My score was:

Characters

Number	Animal
1 rat	
2 cat	
3 dog	
4 cow	
5 rooster	
6 little red hen	

Animal Sentences

Instructions

- Write your own sentences like these for 3 other animals in the story.
- Use a describing word for each animal or thing in your sentences.
- Make sure you use good finger spaces. Use a capital letter at the start of your sentences. Put a full stop at the end of each sentence.

*This is the sneaky rat.
It eats some of the stinky cheese.*



Jack's House

